

GUESSING GAME

free printable

WHAT YOU NEED

- Easy to remove tape such as masking or painters or a headband and paper clip
- A timer
- 18 cards printed and cut out
- A paper and pencil to keep score

SET UP

1. Put cards face down in the center of the playing area
2. Deal one Card face down to each player
3. Have each player attach their card to their forehead using tape or a headband and paper clip
4. Write each players name on score sheet

HOW TO PLAY

1. The youngest player goes first and then the play passes to the left
2. Set the timer to 2 minutes
3. Ask the players yes or no questions to help you identify the object on your card
4. The other players can only answer the questions with “yes”, “no”, “could be” and “I don’t know”
5. If you guess the picture before the timer runs out, take another card attach it to your forehead and continue asking questions till the timer runs out
6. For every card you guess right before the timer runs out you get a point

WINNING

1. First player to 3 points wins







CUPCAKE



DOG



APPLE



BIKE



BIRD




ICE CREAM




BALLOON



BALL



PENCIL



BANANA




PRESENT




SHOE



CAT



POPSICLE




CAR



GLASSES



BEE



FISH